

⑤ Mikimoto Pearl Island ～ Home of the Cultured Pearl ～



This small island is where Kokichi Mikimoto became the world's first person to successfully cultivate pearls in 1893.



Now, visitors to the island can learn all about pearls, from the techniques Mikimoto used to revolutionize an industry to how pearls form in nature. And with live ama diving demonstrations and the Pearl Museum with its world-class collection of antique pearl jewelry, it's no wonder the island earned the nickname the "Theme Park of Pearls."

Access: 5 minute walk from JR/Kintetsu Toba station

⑥ Maruzen Oyster Farm



Here in winter? Then you definitely don't want to miss out on Mie's oysters! Head south toward Onoura Bay for a drive along the "Pearl Road Seaside Line" to find all-you-can-eat oyster "huts" dotting Toba's affectionately nicknamed Oyster Road. There you can munch on plump, juicy, nutritious oysters at reasonable prices during the oyster season from November to May.



Access: 20 minutes by car from JR/Kintetsu Toba station (Bus service is available from the station.)

⑦ Toba Aquarium



With the most species in all of Japan, including the only Dugongs in the entire country, Toba Aquarium is full of surprises! Witness awe-inspiring stunts at daily sea lion and walrus shows, or have your heart warmed



by the adorable mannerisms of the aquarium's beloved sea otters. There's never a dull moment at Toba Aquarium!

**Access: 10 minute walk from JR/Kintetsu Toba station
5 minute walk from Kintetsu Nakanogo station**

Kumano Area



① Kumano Kodo Iseji (Magose-toge Pass/Matsumoto-toge Pass)



Registered as a UNESCO World Heritage, Kumano Kodo is an ancient pilgrimage road composed of a number of winding mountainous paths connecting spiritually significant locations. The road is a beautifully preserved part of history ready to be discovered.



**Access: 15 minutes by car from JR Owase station
(Bus service is available from the station.)**

② Onigajo Rock Formation

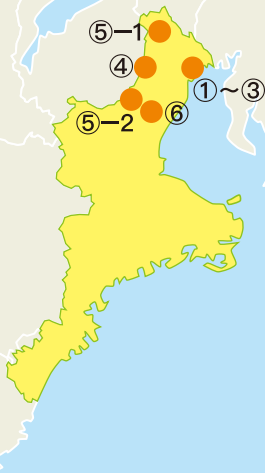


Formed over tens of thousands of years of volcanic activity, erosion and weathering, Onigajo is a rocky coastal monument included in "the Sacred Sites and Pilgrimage Routes in the Kii Mountain Range" UNESCO world heritage. Visitors can navigate the rocky terrain and enjoy the beautiful landscape surrounding this natural wonder.



Access: 5 minutes by car from JR Kumanoshi station

North Area



① Nabana no Sato Flower Gardens (Nagashima Resort)



With magnificent light-up displays and beautiful flower gardens that change according to the season, Nabana no Sato is touted as a popular travel destination all across Japan. Shown in the photo above, greenhouse gardens showcase splendid begonia year-round, a flower usually dormant in winter. Find these and other alternating flora at this romantic botanical paradise.

Access: 10 minutes by car from JR/Kintetsu Kuwana Station
(Bus service is usually available during the Winter Illumination period.)



② Mitsui Outlet Park "Jazz Dream Nagashima"



With over 300 shops, you'll shop 'til you drop at Jazz Dream Nagashima, one of Japan's biggest outlet malls. Its duty-free stores and reasonable discounts are enough to convert anyone into a shopaholic.

Access: 25 minutes by car from JR/Kintetsu Kuwana station
(Bus service is available from the station.)



③ Nagashima Spa Land (Nagashima Resort)



Right around the corner from Jazz Dream is the Nagashima Spa Land amusement park. Famous throughout Japan, the park offers some of the most thrilling roller coasters in the country.

Access: 25 minutes by car from JR/Kintetsu Kuwana station
(Bus service is available from the station.)



④ Gozaisho Ropeway & Yunoyama Hot Spring



[Gozaisho Ropeway] A ropeway ride with a breathtaking view takes you to the top of Mt. Gozaisho, where unparalleled majestic mountaintop scenery awaits.

Access: 10 minutes by car from Kintetsu Yunoyama onsen station (Bus service is available from the station.)



[Yunoyama Hot Spring] Despite being a suburban area, the hot springs of Yunoyama are surrounded by lush nature. In fact, the springs have been a popular destination for literary masters, poets, and zoologists throughout history.

Access: 10 minutes by car from Kintetsu Yunoyama onsen station (Bus service is available from the station.)



⑤ Plum Blossoms



【⑤-1 Agricultural Park of Inabe City】
The Agricultural Park of Inabe City is home to 100 species of plum blossom trees, and with 4,000 trees, this spot offers a sensational panoramic view for nature-loving park-goers.

Access: 50 minutes by car from JR Kuwana station



【⑤-2 The Suzuka Forest Garden】
The spectacular weeping plum trees of the Suzuka Forest Garden are a terrific feast for the eyes, especially when lit up at night.

Access: 40 minutes by bus from JR/Kintetsu Yokkaichi station
(Bus service is available from the station.)



⑥ Suzuka Circuit

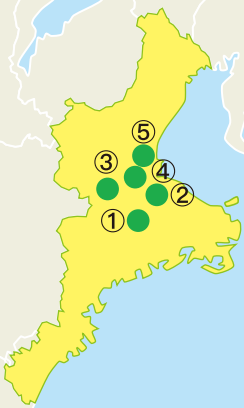


Suzuka Circuit comprises hotels, restaurants, an amusement park, and an internationally acclaimed racing course where the Japan Formula 1 Grand Prix, the Suzuka 8 Hours Endurance Road Race and other motorsport competitions are held.

Access: 20 minutes by car from Kintetsu Shiroko station (Bus service is available from the station.)



Central Area



① VISON



Opened in 2021, Vison is a brand new tourist destination in Mie that brings together the finest food, culture, and art Japan has to offer while promoting the tenets of Sustainable Development Goals (SDGs) through its business practices.



Access: 45 minutes by car from JR/Kintetsu Matsusaka station
(Bus service is available from the station.)

② Matsusaka Beef



Matsusaka beef is one of the three main top-class beef brands in Japan. Best served as sukiyaki, its creamy, marbled texture provide an unforgettable sensory experience that will leave you wanting more. With plenty of restaurants serving this delicacy in Matsusaka City and its surrounding area, there is ample opportunity to dig in.



③ Forest Therapy/Hinotani Onsen (hot springs)



【Forest Therapy】

Basking in the radiant green of Misugi's forest flora has a mysterious healing effect on the body and soul. When paired with the rejuvenating power of hot springs, it's no wonder the town is a hub for so-called "forest therapy."



【Hinotani Onsen (Hot Spring) at Misugi Resort】

Misugi takes the therapeutic attributes of hot springs to the next level with Japan's first *beer onsen*. Considering the basic components of beer – living yeast, malt full of enzymes, antibacterial hops, and carbon dioxide – it makes complete sense that such an onsen would have cleansing effects.

Access: 15 minute walk from JR Ise-Yachi station

④ Kazahaya no Sato



The Kazahaya no Sato flower garden can be found on the huge, hilly premises of the Ise Onsen Golf Club, spanning 78,000 square meters. The therapeutic horticulture of the garden simultaneously promotes individual wellness and environmental preservation. Facility staff work in tandem with people with disabilities to cultivate the 560 plum trees, 1,800 wisterias vines, and 77,700 hydrangea bushes there.



Access: 10 minutes by car from Kintetsu Hisai station

⑤ Senju-ji Temple

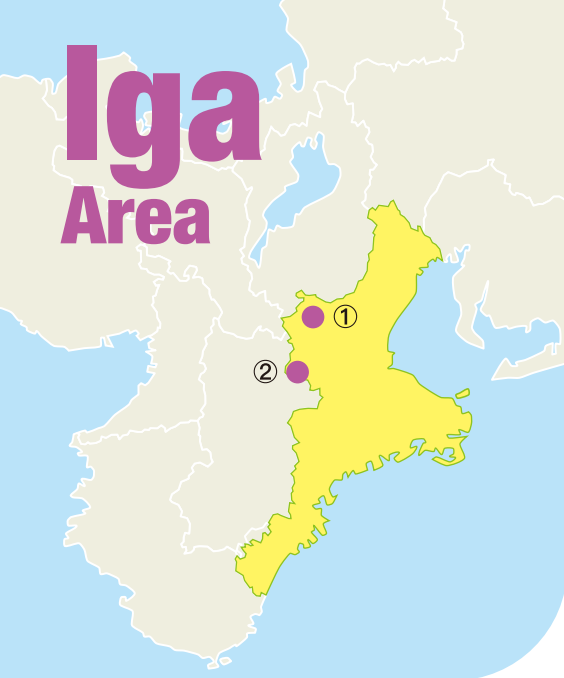


Senju-ji Temple is the head temple of the Takada school of Shinshu Buddhism. It has inherited the teachings of founder Shinran Shonin. There are many National Treasures and Nationally Designated Important Cultural Properties on its premises.

Access: 5 minute walk from JR Ishinden station



Iga Area




① Iga-Ryu Ninja



Iga is the birthplace of *Iga-ryu*, one of the major ninja clans. Ninjas played an important strategic role in the 16th and 17th centuries, a period that roughly coincides with the Warring States Era when most castles were built. To celebrate this important historical facet of the area, locals in Iga set up a Ninja Museum where visitors can learn about the history and culture of ninjas and enjoy exciting live performances.

Access: 10 minute walk from Iga Railway Uenoshi station



② The Akame 48 Waterfalls



The mystical 48 Falls of Akame lie deep within the forests and mountains of the region. A 4 kilometer trail provides hikers with the perfect vantage point of the falls interspersed with a wide variety of seasonal trees and foliage. Additionally, thousands of bamboo shoots are illuminated in the deepest, darkest parts of the trail between autumn and winter. The scene is complemented by glimmering moss-covered gorges and cascading waterfalls creating an entrancing, ethereal excursion.

Access: 10 minutes by car from Kintetsu Akameguchi station
(Bus service is available from the station.)



Ise-Shima Area



② The Streets of Oharaimachi and Okageyokocho



写真提供: 神宮司庁 Photo courtesy of Jingu Shicho

Visitors to Ise Jingu must also visit the neighboring merchant streets of Oharaimachi and Okageyokocho. Lined with traditional style architecture, perusing the 150 bustling restaurants, cafes, food stalls, and souvenir shops will make any visitor feel like they've traveled through time. The authentically rustic yet lively ambience creates for a truly unique experience that visitors won't soon forget.

Access: 10 minutes by car from Kintetsu Isuzugawa station (Bus service is available from the station.)



③ Meotoiwa (Wedded Rocks)



Bound together by a massive, sacred straw rope, these "wedded rocks" have served as a *torii* shrine gate for worshipping the Japanese Goddess of the Sun Amaterasu since ancient times. During the season between autumn and winter, the full moon can be seen glowing between the "husband" and "wife," entrancing visitors with a romantic air of mystique.

Access: 20 minutes by car from JR/Kintetsu Ise-shi station / 15 minute walk from JR Futamiura station



④ Ama Huts (Hachiman, Osatsu-Kamado, Satoumian)



Ama Hut Hachiman



Osatsu-kamado



Ama Hut SATOUMIAN

Professional female *ama* divers have long practiced and still preserve traditional free diving and seafood catching techniques in the modern age. With more of these divers than any other prefecture, it's no wonder

there are multiple *ama* "huts" in Mie Prefecture open for travelers to visit. Originally serving as warm shelter for divers to snack and chat in between sessions, these huts invite guests from all over the world to experience the hospitality of the *ama* in a genuine environment over freshly caught seafood and tales from the sea.

Access (Ama Hut Hachiman): 30 minutes by car from JR/Kintetsu Toba station (Free shuttle bus service is available from the station.)

Access (Osatsu-kamado): 30 minutes by car from JR/Kintetsu Toba station (Bus services is available from the station.)

Access (Ama Hut SATOUMIAN): 30 minutes by car from Kintetsu Ugata station

