

Access Guide

Access by Car

●From Sapporo

National Highway Route 12
(approx. 60 km) about 1 hr. 30 min.

National Highway Route 275, via Tsukigata
(approx. 60 km) about 1 hr. 30 min.

Hokkaido Expressway
(approx. 53 km) about 40 min.

●From Asahikawa

National Highway Route 12
(approx. 75 km) about 1 hr. 40 min.

Hokkaido Expressway
(approx. 72 km) about 50 min.

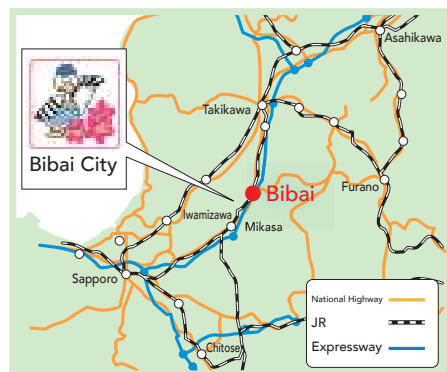
●From Furano

Hokkaido Prefectural Road Route 135
(approx. 55 km) about 60 min

●From New Chitose Airport

National Highway Route 337, via Mikasa
Kuriyama Road (Hokkaido Prefectural Road 30)
(approx. 80 km) about 1 hr. 20 min.

Hokkaido Expressway
(approx. 99 km) about 1 hr. 10 min.



Access by Train (To JR Bibai Station)

●From Sapporo 35 min

●From Asahikawa 50 min

●From New Chitose Airport 1 hr. 10 min.

Inquiries about Tourism

Bibai Economic and Tourism Division Tel. 0126-63-0112 E-mail: kouryu@city.bibai.lg.jp

Stay Bibai, General Incorporated Association TEL: 050-1741-4683 E-mail: hello@staybibai.comom

Bibai Economic and Tourism Division

Web site ▶ <https://www.city.bibai.hokkaido.jp/soshiki/13>

Facebook ▶ <https://www.facebook.com/bibai.kouryu>

Instagram ▶ @bibaicity.keizaikankouka



Web site



Facebook



Instagram

Stay Bibai, General Incorporated Association

Web site ▶ <https://staybibai.jp>

Facebook ▶ <https://www.facebook.com/staybibai>

Instagram ▶ @staybibai



Web site



Facebook




Instagram

BIBAI

The Town Where Food, Nature, and Art Live in Harmony

Hokkaido Bibai Guidebook



Kan Yasuda Sculpture Museum - Arte Piazza Bibai

Bibai's Spiritual Home Arte Piazza Bibai

"Arte Piazza" is an Italian expression meaning "Art Square".

When the coal mines were closed and the number of students decreased, Sakae Elementary School was forced to shut down. However, the site was revitalized by Bibai City and the world-famous sculptor Kan Yasuda, who hails from the area, reborn as a space to celebrate Bibai's nature and coal-mining history and connect with future generations. Currently, Arte Piazza Bibai hosts a permanent exhibition of about 40 sculptures both indoors and outdoors. Here, you can actually touch Kan Yasuda's sculptures, so we heartily encourage every visitor to come and feel the spirit of his unique artwork.

Address : Ochiai-cho Sakae-Machi, Bibai

Closed : Tuesdays, the day after public holidays
(excluding Sundays), and New Year Holidays

Open : 9 am to 5 pm (Café Arte 10 am to 5 pm)

*Open on weekdays from 10 am to 4 pm between mid-November and mid-March

Admission : Free (donations are encouraged)

[Access] About 20 min. by city bus or 10 min. by taxi from JR Bibai Station.

About 5 min. drive by car from Bibai IC



Trivia

A Mountain of Memories

The Sorachi region, where the city of Bibai is located, was once the richest in coalfields nationwide, playing a key role in Japan's industrial modernization. Coal mines managed by the two industrial conglomerates of Mitsui and Mitsubishi were in fierce competition, with more than ten coal mines established in Bibai by 1956. While the closure of the coal mines marked the end of that golden era, the memory of the ore district's peak years is still alive decades later.



Take a Break at
Café Arte



The perfect place to relax and enjoy hand-drip coffee, homemade cakes, and light snacks after viewing the sculptures. With its laid-back atmosphere, Café Arte will surely soothe your soul.

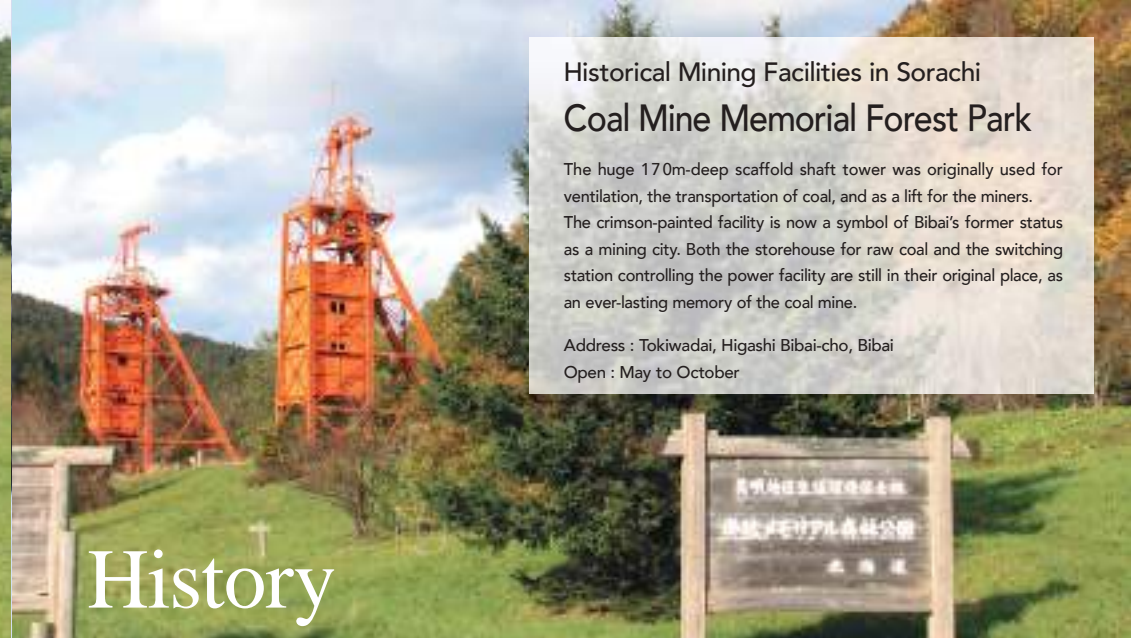
History

Historical Mining Facilities in Sorachi Coal Mine Memorial Forest Park

The huge 170m-deep scaffold shaft tower was originally used for ventilation, the transportation of coal, and as a lift for the miners. The crimson-painted facility is now a symbol of Bibai's former status as a mining city. Both the storehouse for raw coal and the switching station controlling the power facility are still in their original place, as an ever-lasting memory of the coal mine.

Address : Tokiwadai, Higashi Bibai-cho, Bibai

Open : May to October



The Bibai Railway Tomei Station Building and Tank Engine Steam Locomotive

Bibai Railway's Bibai Tanzan Station yard was established in 1921. The Bibai Railroad was established in 1914 as a light railway running past the mountains of West Bibai to Bibai, Toumei, Bannosawa, Garo, Bibai Sumiyama, and Tokiwadai (10.56 km) to transport coal extracted from the Mitsubishi-Bibai coal mine. The model 4110 tank engine steam locomotive was manufactured in 1919 and played a crucial role both as a coal train and as a passenger train for local residents until its discontinuation in 1972. Its special 10-wheel arrangement was particularly useful for climbing steep slopes. The locomotive is a valuable historical exhibit and is currently displayed on the railway tracks of the former Toumei Station.

Address : 2-chome Toumei 5-jo, Bibai

Tour support : 1st Sunday of each month from May to October from 9am to 5pm

[Access] About 5 min. by car from the Bibai Interchange of the Hokkaido Expressway on the Bibai Furano Road (Hokkaido Prefectural Road 135) toward Garo.



Bibai Local History Museum



The Bibai Local History Museum collects, preserves, and studies a range of documents on the history of Bibai's nature, industry, culture and everyday life. See distinctive permanent

exhibitions as well as various planned ones.

Address : 1-chome 2-1 Nishi 2-jo Minami, Bibai

Hours : 9:00am to 5:00pm

Closed : Mondays

The Old Sakurai Family Residence



This precious example of wooden architecture from the Taisho Era (1912-1926) used to be the old Sakurai family residence, where two generations of Bibai mayors lived and ran the city.

Address : 2-chome 2-1 Nishi 1-jo Kita, Odori, Bibai

Open : Wednesday and Sunday, May to October

Hours : 10 am to 3 pm Admission: Free

[Access] 5 min walk from JR Bibai Station.



Winter Experience

BIBAI SNOW LAND

About 35 min. by JR train from Sapporo Surrounded by magnificent nature, Bibai Snowland is the perfect spot to enjoy authentic snow activities. There are many attractions, such as snowmobile touring and snow rafting, that everyone, from young children to adults, can enjoy. Come and enjoy playing with Hokkaido's snow in a field of pure white.

Address : 250-1 Chashinai, Bibai
 Open : Early December to mid-March
 Closed : There are designated closed days between January and March
 Hours : 9:30am to 3:30pm (last entry at 2pm)
 Reservations required : At least one day in advance
 Please see the website for the latest information.
https://www.alpen-group.net/bibai_snowland



Bibai National Ski Resort



Bibai Ski Resort is about 50 minutes by car from Sapporo. Despite its comparatively small size (one ski lift), the resort has something for all ages and skill levels, with 5 different slopes arranged in order of difficulty. Since all the ski slopes are located on the northern side of the mountain, high quality powder snow is guaranteed.

Address : Ban-cho, Higashi Bibai-cho, Bibai
 Open : From Mid-December to Late March
 7 days a week (9 am to 4 pm)
 Open Late : Tuesdays, Thursdays (4 pm to 9 pm)



-Art You Can Feel- 🖐️🖐️ The World of Kan Yasuda

Sculpting Class "Shape from the Mind"

This is a sculpting class where you create a shape from your mind bit by bit, using materials such as high-quality marble from Carrara in northern Italy. Surrounded by beautiful nature, you can forget about the daily grind and immerse yourself in creative activities to your heart's content. The finished piece will be a unique treasure that is yours alone. Come and spend some precious time in contact with stone and in conversation with your heart. Beginners and children (age 10 or older) alike can safely participate under the guidance of highly-experienced instructors.

Date : 1st Saturday and Sunday of each month from 10 am to 4 pm
 (*Held on the 2nd week in May only)

Location : Studio Arte within Kan Yasuda Sculpture Museum
 - Arte Piazza Bibai




Kan Yasuda

Kan Yasuda was born in Bibai in 1945. After majoring in sculpture at the Graduate School of Tokyo University of the Arts, he was invited by the government of Italy to study at the Academy of Fine Arts in Rome in 1970.

After further honing his sculpturing skills under the tutelage of Professor Pericle Fazzini, he currently continues his artistic work from his base in Pietrasanta in northern Italy, which is world famous for its superior quality marble.





Lake Miyajimanuma

A Wetland Designated under the Ramsar Convention Lake Miyajimanuma

Lake Miyajimanuma is located in the western part of Bibai. The Ishikari River flows through the western side of the wetland, while fertile rice paddies stretch out all around, as far as the eye can see. Approximately 25 hectares in area and a meter in depth, this shallow, modest wetland is a precious stopover for migratory birds such as greater white-fronted geese, swans and other birds in the duck family. Due to its unique natural environment, Lake Miyajimanuma was registered as a Wetland of International Importance under the Ramsar Convention in 2002. More than 70,000 white-fronted geese fly to Lake Miyajimanuma in spring and autumn; it's also the place of choice for spending winter in Japan. This is thought to be because of urban development leading to decreasing migrating grounds, Lake Miyajimanuma's surrounding rice paddies making it easier to spot predators, and the abundance of food for the geese. The early morning flocks at the feeding ground, and their return to the roosting place at sunset, are a sight to behold. For further information on Lake Miyajimanuma and the surrounding area, please see the information on the Lake Miyajimanuma Waterbird and Wetlands Center.



Bibai's Mascot Character! Mamii-chan

Mamii-chan is named after the "ma" in "Magan" (Greater white-fronted goose, the symbolic bird of Bibai), the "mi" in Lake Miyajimanuma, and the "i" at the end of Pipaoi, the original Ainu name for Bibai. Mamii-chan is a kind-hearted character who loves children. If you happen to see him, don't be shy, say hello!



Lake Miyajimanuma Waterfowl & Wetlands Center



* Open every day during peak migration period with Extended Hours

Address : 3-ku Omagari,
Nishi Bibai-cho, Bibai
Open : 9 am to 5 pm
Closed : Mondays, the day after the
public holidays, New Year Holidays
Admission : Free



Relax in Bibai

Toumei Park

A Rhapsody of Cherry Blossom and Azalea Tree

Tomei Park is famous for its abundance of 2,000 cherry blossom trees and 5,000 azalea trees. You can take in a breathtaking panoramic view of the flowers from a viewpoint in the middle of a hilly area of the park, about 4 km east of the National Highway Route 12. In the spring, from late April to mid May, you can enjoy hanami, the flower-viewing season. You don't want to miss the spectacular evening view of glowing cherry blossoms and the Bibai Cherry Blossom Festival, held from late April to early May.



Toumei Park's multifaced natural beauty is not limited to the springtime - every season brings its own amazing scenery. Enjoy charming lotus flowers in the summer, stunning red and yellow foliage in the autumn and cross-country skiing in the winter. And from late May to early June, you can also gaze upon a rape blossom field from the observation deck on the hill that overlooks the town (Furusato-no-mieru-oka).



Pipa no Yu Yuurin-kan (Hot Spring)

This outdoor hot spring spa is modeled after the "Blue Grotto" in Capri, Italy. It also offers a lovely view of the Sorachi Plain and Pinneshiri Hill.

Address : 3-ku Toumei-cho, Bibai
Open : 7 am to 9 pm (last entry at 8:30pm)
[Access] About 15 min. by city bus or about 10 min. by taxi from JR Bibai Station. About 3 min. drive by car From Bibai IC



Trivia

Origin of the Name "Bibai"

The name "Bibai" is derived from the Ainu phrase "pipa o i", meaning "place with many cockscomb pearl mussels".